

2008 RHODE ISLAND LAND USE & NATURAL RESOURCES TRAINING SURVEY

1. City or Town where you live		Response Percent	Response Count
NA - Not Applicable	<input type="checkbox"/>	0.5%	1
Barrington	<input type="checkbox"/>	4.9%	10
Bristol	<input type="checkbox"/>	4.4%	9
Burrillville	<input type="checkbox"/>	3.9%	8
Central Falls		0.0%	0
Charlestown	<input type="checkbox"/>	3.9%	8
Coventry	<input type="checkbox"/>	0.5%	1
Cranston	<input type="checkbox"/>	3.4%	7
Cumberland	<input type="checkbox"/>	0.5%	1
East Greenwich	<input type="checkbox"/>	0.5%	1
East Providence	<input type="checkbox"/>	1.9%	4
Exeter	<input type="checkbox"/>	2.9%	6
Foster	<input type="checkbox"/>	2.9%	6
Glocester	<input type="checkbox"/>	6.3%	13
Hopkinton	<input type="checkbox"/>	0.5%	1
Jamestown	<input type="checkbox"/>	1.9%	4
Johnston		0.0%	0
Lincoln	<input type="checkbox"/>	1.0%	2
Little Compton		0.0%	0
Middletown	<input type="checkbox"/>	1.9%	4
Narragansett	<input type="checkbox"/>	3.4%	7
New Shoreham		0.0%	0
Newport	<input type="checkbox"/>	7.8%	16
North Kingstown	<input type="checkbox"/>	3.4%	7



















North Providence		0.0%	0
North Smithfield		3.4%	7
Pawtucket		1.0%	2
Portsmouth		2.9%	6
Providence		11.7%	24
Richmond		3.9%	8
Scituate		1.0%	2
Smithfield		1.0%	2
South Kingstown		3.4%	7
Tiverton		2.4%	5
Warren		1.9%	4
Warwick		2.9%	6
West Greenwich		2.4%	5
West Warwick		1.0%	2
Westerly		2.9%	6
Woonsocket		0.0%	0
Massachusetts		1.9%	4
Connecticut		0.0%	0
Other		0.0%	0
		<i>answered question</i>	206
		<i>skipped question</i>	13

2. City or Town where you work

		Response Percent	Response Count
NA - Not Applicable		14.9%	30
Barrington		1.5%	3
Bristol		2.5%	5
Burrillville		1.5%	3
Central Falls		0.5%	1
Charlestown		2.0%	4
Coventry		0.5%	1
Cranston		2.0%	4
Cumberland		0.5%	1
East Greenwich		1.0%	2
East Providence		2.5%	5
Exeter		0.5%	1
Foster		0.5%	1
Glocester		2.0%	4
Hopkinton		1.5%	3
Jamestown		1.0%	2
Johnston		0.5%	1
Lincoln		2.0%	4
Little Compton		0.0%	0
Middletown		1.5%	3
Narragansett		4.0%	8
New Shoreham		0.0%	0
Newport		5.9%	12
North Kingstown		3.0%	6
North Providence		0.5%	1

North Smithfield		1.5%	3
Pawtucket		3.0%	6
Portsmouth		2.5%	5
Providence		17.8%	36
Richmond		2.0%	4
Scituate		0.0%	0
Smithfield		2.5%	5
South Kingstown		2.0%	4
Tiverton		2.0%	4
Warren		0.5%	1
Warwick		3.0%	6
West Greenwich		1.0%	2
West Warwick		1.5%	3
Westerly		2.5%	5
Woonsocket		1.0%	2
Massachusetts		2.5%	5
Connecticut		1.0%	2
Other		2.0%	4
		<i>answered question</i>	202
		<i>skipped question</i>	17

3. Your MUNICIPAL affiliation(s), if any, that might lead you to attend a workshop or program on land-use planning/natural resources protection.




		Response Percent	Response Count
City/Town Council		3.9%	8
Planning Board		22.2%	46
Zoning Board		9.2%	19
Conservation Commission		11.1%	23
Historic District Commission		6.3%	13
Economic Development Commission		2.4%	5
Municipal Land Trust		4.3%	9
Affordable Housing Commission/Task Force		2.9%	6
Commission/task force on sustainability issues		0.5%	1
Mayor or City/Town Manager		0.5%	1
Staff to Mayor or City/Town Manager		0.5%	1
Planner		15.9%	33
Zoning Official		0.5%	1
Building Official		0.5%	1
Engineer		1.0%	2
City/Town Solicitor		0.5%	1
Not applicable		14.0%	29
Other (please specify)		20.3%	42
		<i>answered question</i>	207
		<i>skipped question</i>	12







4. If you currently serve on a City/Town Council or any of the Boards/Commissions listed above, please indicate how long you have served:

		Response Percent	Response Count
Less than 1 year		15.3%	20
1-3 years		25.2%	33
4-6 years		22.1%	29
More than 6 years		37.4%	49
		<i>answered question</i>	131
		<i>skipped question</i>	88

5. Your PROFESSIONAL affiliation(s), if any, that might lead you to attend a workshop or program.

		Response Percent	Response Count
Academic/Educator		12.1%	23
Architect/Designer		9.5%	18
Attorney		4.7%	9
Builder/Contractor		5.8%	11
Coastal Management Professional		2.1%	4
Developer/builder -- for profit		4.7%	9
Developer -- non-profit		2.6%	5
Economic Development Professional		1.6%	3
Engineer or land surveyor		3.7%	7
Housing Agency/Organization Staff		2.1%	4
Landscape Architect		2.1%	4
Planner -- government/non-profit entity		22.6%	43
Planner -- for-profit entity		0.0%	0
Renewable Energy Technician		1.1%	2

Transportation/Transit		0.5%	1
Not Applicable		22.6%	43
Other (please specify)		22.1%	42
answered question			190
skipped question			29

6. Your VOLUNTEER affiliation(s), if any, that might lead you to attend a workshop or program.			
		Response Percent	Response Count
Private Land Trust member		14.8%	27
Watershed Council member		15.8%	29
Member of organization focusing on land use/community development issues		34.4%	63
Interested citizen		52.5%	96
Not applicable		13.7%	25
Other (please specify)		12.0%	22
answered question			183
skipped question			36

7. To help us plan future program offerings, please indicate how useful workshops on the following COMMUNITY PLANNING topics would be to you given your affiliation(s):

	Very useful	Useful	Somewhat Useful	Not Useful	Response Count
State/local planning: How the process works in RI	30.4% (55)	35.9% (65)	25.4% (46)	8.3% (15)	181
Legal responsibilities of municipal officials	27.0% (48)	39.9% (71)	19.1% (34)	14.0% (25)	178
Land use review procedures	29.9% (53)	40.1% (71)	19.8% (35)	10.2% (18)	177
How to read and analyze maps and plans	20.2% (35)	28.9% (50)	28.3% (49)	22.5% (39)	173
How to use electronic mapping tools	27.6% (48)	28.7% (50)	26.4% (46)	17.2% (30)	174
How to write legally defensible decisions	33.3% (59)	26.0% (46)	19.8% (35)	20.9% (37)	177
Rights of appeal and the appeals process	24.9% (44)	28.2% (50)	29.9% (53)	16.9% (30)	177
Team building for effective community planning	26.1% (47)	30.0% (54)	30.0% (54)	13.9% (25)	180
Conflict Management	18.6% (33)	27.7% (49)	27.1% (48)	26.6% (47)	177
	<i>answered question</i>				187
	<i>skipped question</i>				32

8. How useful would workshops on the following ZONING topics would be to you?					
	Very useful	Useful	Somewhat useful	Not useful	Response Count
Overview of Rhode Island Zoning Law	37.9% (67)	36.7% (65)	16.4% (29)	9.0% (16)	177
Impact of recent “takings” rulings on municipal authority	25.9% (45)	43.7% (76)	16.1% (28)	14.4% (25)	174
Design & Sign Regulations in Business/Retail Areas	24.4% (43)	35.2% (62)	23.9% (42)	16.5% (29)	176
Zoning for formula businesses	20.7% (35)	32.5% (55)	25.4% (43)	21.3% (36)	169
Zoning for affordable housing	29.1% (51)	34.3% (60)	22.3% (39)	14.3% (25)	175
Zoning for mixed use	30.3% (54)	35.4% (63)	22.5% (40)	11.8% (21)	178
Zoning for agricultural viability	28.3% (49)	29.5% (51)	26.0% (45)	16.2% (28)	173
	answered question				185
	skipped question				34

9. How useful would workshops on the following SMART GROWTH TOOLS/STRATEGIES be to you?					
	Very useful	Useful	Somewhat Useful	Not Useful	Response Count
Benefits of Smart Growth for Municipal Budgets	25.9% (45)	40.2% (70)	19.0% (33)	14.9% (26)	174
Transfer of Development Rights	26.3% (45)	32.2% (55)	28.7% (49)	12.9% (22)	171
Brownfields redevelopment	18.9% (32)	32.5% (55)	33.1% (56)	15.4% (26)	169
Tax Increment Financing in Rhode Island	19.3% (33)	30.4% (52)	30.4% (52)	19.9% (34)	171
Water/waste management issues for high-density centers	20.7% (36)	33.9% (59)	29.9% (52)	15.5% (27)	174
Strategies to promote agricultural viability	29.2% (50)	28.1% (48)	25.1% (43)	17.5% (30)	171
Conservation Development	32.8% (58)	36.2% (64)	20.9% (37)	10.2% (18)	177
KeepSpace	26.4% (43)	31.9% (52)	27.0% (44)	14.7% (24)	163
	answered question				183

10. How useful would workshops on the following MIXED USE DEVELOPMENT topics be to you?

	Very useful	Useful	Somewhat Useful	Not Useful	Response Count
Financing and Marketability of Mixed Use Development	23.4% (41)	34.9% (61)	23.4% (41)	18.3% (32)	175
Parking/circulation issues for mixed-use centers	23.3% (41)	33.5% (59)	23.3% (41)	19.9% (35)	176
Design Strategies for Mixed-Use	32.0% (57)	33.7% (60)	19.1% (34)	15.2% (27)	178
Fitting Mixed-Incomes into Mixed-Use Development	26.7% (47)	31.8% (56)	19.3% (34)	22.2% (39)	176
Creating Walkable Places	36.7% (66)	32.2% (58)	21.7% (39)	9.4% (17)	180
	answered question				185
	skipped question				34

11. How useful would workshops on the following GIS topics be to you?

	Very useful	Useful	Somewhat useful	Not useful	Response Count
Introduction to ArcGIS 9.3	28.0% (47)	20.2% (34)	25.0% (42)	26.8% (45)	168
Coastal Applications Using ArcGIS	15.9% (26)	16.5% (27)	26.2% (43)	41.5% (68)	164
Coastal Inundation Mapping	16.3% (27)	16.3% (27)	29.5% (49)	38.0% (63)	166
Conservation Data Documentation	24.7% (42)	26.5% (45)	26.5% (45)	22.4% (38)	170
Tools for Strategic Conservation Planning	27.2% (46)	27.8% (47)	22.5% (38)	22.5% (38)	169
Community Viz	14.9% (23)	23.4% (36)	28.6% (44)	33.1% (51)	154
	answered question				175
	skipped question				44

12. How useful would workshops on the following ECONOMIC DEVELOPMENT topics be to you?					
	Very Useful	Useful	Somewhat Useful	Not Useful	Response Count
Economic development for small towns	40.8% (71)	28.7% (50)	13.8% (24)	16.7% (29)	174
Strengthening Main Street businesses	34.3% (59)	29.7% (51)	19.8% (34)	16.3% (28)	172
	<i>answered question</i>				176
	<i>skipped question</i>				43

13. How useful would workshops on the following HOUSING topics be to you?					
	Very useful	Useful	Somewhat Useful	Not Useful	Response Count
Introduction to Housing Financing for Municipal Staff/Officials	14.8% (25)	17.8% (30)	29.6% (50)	37.9% (64)	169
Housing Land Trusts: What They Are & How They Work	12.7% (22)	30.1% (52)	36.4% (63)	20.8% (36)	173
Housing Trust Funds: What They Are & How They Work	15.3% (26)	25.3% (43)	37.1% (63)	22.4% (38)	170
Inclusionary Zoning	17.1% (29)	30.6% (52)	32.9% (56)	19.4% (33)	170
Understanding residential density	20.5% (35)	36.8% (63)	25.7% (44)	17.0% (29)	171
Municipal Affordable Housing Subsidy Programs	17.0% (29)	26.9% (46)	28.7% (49)	27.5% (47)	171
The Housing Development Process	13.0% (22)	33.7% (57)	26.6% (45)	26.6% (45)	169
Best Practices in Affordable Housing Design	22.3% (39)	34.3% (60)	22.3% (39)	21.1% (37)	175
	<i>answered question</i>				178
	<i>skipped question</i>				41

14. How useful would workshops on the following HISTORIC PRESERVATION topics be to you?					
	Very useful	Useful	Somewhat Useful	Not Useful	Response Count
Historic Tax Credits	23.7% (41)	27.2% (47)	27.7% (48)	21.4% (37)	173
Conducting historic district commission reviews	21.6% (37)	21.1% (36)	34.5% (59)	22.8% (39)	171
Understanding Secretary of Interior Standards	18.2% (31)	23.5% (40)	33.5% (57)	24.7% (42)	170
	answered question				175
	skipped question				44

15. How useful would workshops on the following WATER RESOURCES topics be to you?					
	Very useful	Useful	Somewhat Useful	Not Useful	Response Count
State and local water conservation strategies	35.2% (62)	33.0% (58)	18.8% (33)	13.1% (23)	176
Strengthening wellhead/groundwater protection ordinances	30.2% (52)	29.1% (50)	22.1% (38)	18.6% (32)	172
Reducing stormwater runoff/Low Impact Design(LID)	39.3% (70)	33.7% (60)	17.4% (31)	9.6% (17)	178
Onsite Wastewater Treatment Systems (OWTS)	31.8% (56)	31.8% (56)	18.8% (33)	17.6% (31)	176
Ecological landscaping	36.1% (65)	36.7% (66)	18.3% (33)	8.9% (16)	180
	answered question				183
	skipped question				36

16. How useful would workshops on the following NATURAL RESOURCES/ HABITAT topics be to you?




	Very useful	Useful	Somewhat Useful	Not Useful	Response Count
Establishing Priorities for Municipal/Regional Open Space Protection	38.0% (68)	29.6% (53)	18.4% (33)	14.0% (25)	179
Management/stewardship of protected open space	30.7% (55)	34.6% (62)	17.9% (32)	16.8% (30)	179
Tax, liability, and insurance issues relating to protected open space	25.1% (45)	33.5% (60)	21.8% (39)	19.6% (35)	179
Writing and enforcing conservation easements	26.4% (46)	32.2% (56)	21.8% (38)	19.5% (34)	174
Invasive species impacts and control	22.0% (38)	32.4% (56)	30.6% (53)	15.0% (26)	173
Upland/freshwater habitat restoration	25.7% (45)	28.6% (50)	25.7% (45)	20.0% (35)	175
Fisheries management	15.8% (27)	19.9% (34)	29.8% (51)	34.5% (59)	171
	<i>answered question</i>				184
	<i>skipped question</i>				35

17. How useful would workshops on the following COASTAL ZONE MANAGEMENT topics be to you?					
	Very useful	Useful	Somewhat Useful	Not Useful	Response Count
Beach and Marsh Shoreline Management	27.5% (49)	21.9% (39)	18.0% (32)	32.6% (58)	178
Public access	34.8% (63)	21.0% (38)	16.0% (29)	28.2% (51)	181
Managing Visitor Use in Coastal Areas	24.4% (43)	21.0% (37)	17.0% (30)	37.5% (66)	176
Marina development and impacts	23.6% (42)	24.2% (43)	15.2% (27)	37.1% (66)	178
Beach renourishment/ stabilization alternatives	24.6% (43)	20.0% (35)	16.0% (28)	39.4% (69)	175
Port and harbor planning	22.0% (39)	19.2% (34)	22.6% (40)	36.2% (64)	177
	answered question				183
	skipped question				36





18. How useful would workshops on the following CLIMATE CHANGE AND SEA LEVEL RISE topics be to you?					
	Very useful	Useful	Somewhat Useful	Not Useful	Response Count
The science behind, and impacts of, climate change	24.4% (43)	23.9% (42)	27.3% (48)	24.4% (43)	176
Community Risk and Vulnerability Assessment	26.9% (47)	24.0% (42)	24.0% (42)	25.1% (44)	175
Hazard mitigation	25.3% (44)	27.6% (48)	21.3% (37)	25.9% (45)	174
Communtiy adaptation strategies	28.7% (51)	24.7% (44)	24.7% (44)	21.9% (39)	178
	answered question				180
	skipped question				39

19. How useful would workshops on the following ENERGY AND GREEN BUILDING topics be to you?					
	Very useful	Useful	Somewhat useful	Not useful	Response Count
Energy auditing	29.9% (53)	31.6% (56)	20.9% (37)	17.5% (31)	177
Renewable energy technologies	40.0% (72)	30.6% (55)	17.8% (32)	11.7% (21)	180
Green Building standards for new construction/ rehabilitation	40.4% (74)	30.1% (55)	17.5% (32)	12.0% (22)	183
LEED-ND Standards	31.1% (55)	31.1% (55)	20.3% (36)	17.5% (31)	177
Measuring greenhouse gas emissions	16.8% (29)	22.5% (39)	27.7% (48)	32.9% (57)	173
	<i>answered question</i>				185
	<i>skipped question</i>				34

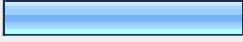



20. Please list any other training topics which would be helpful to you.		Response Count
		27
	<i>answered question</i>	27
	<i>skipped question</i>	192

21. About how many total hours of conferences/workshops do you normally attend over a twelve-month period to expand your knowledge/skills in land-use planning/natural resource protection?			
		Response Percent	Response Count
3-6 hours		44.4%	80
7-15 hours		26.7%	48
16-35 hours		28.9%	52
	<i>answered question</i>		180
	<i>skipped question</i>		39

22. If a wider range of workshops were offered on topics of interest to you, about how many total hours of conferences/workshops would you be interested in attending over a twelve-month period to expand your knowledge/skills?

		Response Percent	Response Count
3-6 hours		13.2%	24
7-15 hours		34.6%	63
16-35 hours		39.0%	71
36-50 hours		13.2%	24
		<i>answered question</i>	182
		<i>skipped question</i>	37

23. Please check if you need to earn professional continuing education credits.

		Response Percent	Response Count
AIA		26.2%	11
ASLA		0.0%	0
AICP CM		33.3%	14
ABA		0.0%	0
Real Estate		14.3%	6
Other (please specify)		33.3%	14
		<i>answered question</i>	42
		<i>skipped question</i>	177

24. To what degree might the following factors influence your decision to participate in a workshop/training program?

	Strong influence	Some influence	No influence	Rating Average	Response Count
Professional Education Credits offered	16.4% (28)	22.2% (38)	61.4% (105)	2.45	171
Speakers' expertise	71.3% (129)	24.3% (44)	4.4% (8)	1.33	181
Endorsement by a professional organization	17.4% (31)	59.0% (105)	23.6% (42)	2.06	178
Other attendees	14.3% (25)	55.4% (97)	30.3% (53)	2.16	175
Opportunity to network	26.7% (48)	52.8% (95)	20.6% (37)	1.94	180
Gives my firm a marketing advantage	5.7% (10)	18.9% (33)	75.4% (132)	2.70	175
Distance to travel to attend event	42.5% (77)	47.5% (86)	9.9% (18)	1.67	181
Timing/convenience	57.1% (104)	37.9% (69)	4.9% (9)	1.48	182
Cost	56.7% (101)	36.5% (65)	6.7% (12)	1.50	178
			Other (Please specify)		9
			answered question		184
			skipped question		35

25. How useful do you find each of the following methods of receiving announcements about workshops/training opportunities?						
	Very useful	Useful	Somewhat useful	Not useful	Rating Average	Response Count
Workshop-specific email announcements	69.9% (128)	21.9% (40)	5.5% (10)	2.7% (5)	1.41	183
Electronic newsletters/e-briefs from various organizations	47.2% (84)	30.3% (54)	13.5% (24)	9.0% (16)	1.84	178
Electronic calendars	18.7% (32)	20.5% (35)	31.0% (53)	29.8% (51)	2.72	171
"Snail" Mail	10.7% (19)	23.2% (41)	35.0% (62)	31.1% (55)	2.86	177
Articles/calendar listings in local newspapers	8.7% (15)	18.5% (32)	37.6% (65)	35.3% (61)	2.99	173
Websites	20.3% (35)	25.6% (44)	36.0% (62)	18.0% (31)	2.52	172
If website(s) and/or on-line calendar(s), please list those you use most often						32
answered question						184
skipped question						35

26. Please rank how likely you are to make use of information offered in each of the following formats.						
	Very Likely	Somewhat Likely	Somewhat Unlikely	Not Likely	Rating Average	Response Count
Full-day conferences	23.3% (42)	43.3% (78)	18.9% (34)	14.4% (26)	2.24	180
Half-day conferences	47.8% (87)	39.6% (72)	8.2% (15)	4.4% (8)	1.69	182
Informational workshops	44.2% (80)	45.9% (83)	5.5% (10)	4.4% (8)	1.70	181
Workshops with a hands-on component	47.4% (83)	37.1% (65)	10.9% (19)	4.6% (8)	1.73	175
Field exercise/site visit	41.6% (74)	41.0% (73)	10.1% (18)	7.3% (13)	1.83	178
Education programs delivered via Internet or CD/DVDs	16.1% (29)	35.6% (64)	27.8% (50)	20.6% (37)	2.53	180
Website information	25.0% (45)	48.9% (88)	16.1% (29)	10.0% (18)	2.11	180
Printed materials (e.g. fact sheets, pamphlets, manuals)	31.5% (57)	48.6% (88)	13.3% (24)	6.6% (12)	1.95	181
Other (please specify)						6
answered question						185










27. How convenient is it for you to attend programs at the following times?				
	Convenient	Somewhat convenient	Not convenient	Response Count
Weekday Mornings (around 9am - 12 noon)	51.1% (93)	27.5% (50)	21.4% (39)	182
Weekday Afternoons (around 1- 4pm)	47.5% (86)	31.5% (57)	21.0% (38)	181
Weekday Evenings (around 5 - 9pm)	28.7% (50)	43.7% (76)	27.6% (48)	174
Full Weekday (around 9 am - 3 pm)	31.6% (55)	31.0% (54)	37.4% (65)	174
Saturday Mornings (around 9am - 12 noon)	22.5% (40)	31.5% (56)	46.1% (82)	178
Full Saturday (around 9am - 3pm)	12.6% (22)	25.3% (44)	62.1% (108)	174
	answered question			184
	skipped question			35

28. If WEEKDAY EVENING workshops are convenient for you, what days are best?					
	Most convenient	Convenient	Somewhat convenient	Not convenient	Response Count
Monday	17.6% (26)	27.0% (40)	22.3% (33)	33.1% (49)	148
Tuesday	23.8% (35)	24.5% (36)	24.5% (36)	27.2% (40)	147
Wednesday	25.3% (38)	30.0% (45)	19.3% (29)	25.3% (38)	150
Thursday	27.2% (40)	30.6% (45)	23.1% (34)	19.0% (28)	147
	answered question				156
	skipped question				63




















29. If WEEKDAY workshops are convenient for you, which days are best?


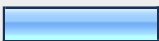











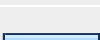

	Most convenient	Convenient	Somewhat convenient	Not convenient	Response Count
Monday	21.6% (33)	28.1% (43)	25.5% (39)	24.8% (38)	153
Tuesday	28.8% (45)	32.1% (50)	21.8% (34)	17.3% (27)	156
Wednesday	30.4% (48)	33.5% (53)	17.1% (27)	19.0% (30)	158
Thursday	29.1% (46)	36.1% (57)	17.7% (28)	17.1% (27)	158
Friday	23.5% (35)	26.2% (39)	19.5% (29)	30.9% (46)	149
	<i>answered question</i>				167
	<i>skipped question</i>				52

30. A number of entities in Rhode Island and neighboring states offer conferences related to smart growth, land use planning, and natural resource protection. Please check any conferences you have attended in the past.

		Response Percent	Response Count
Grow Smart RI Power of Place Summit		33.7%	55
RI Land & Water Conservation Summit		30.7%	50
RI Historic Preservation Conference		25.2%	41
RI League of Cities & Towns Exposition		26.4%	43
Southern New England APA Conference		19.6%	32
National APA Conference		9.8%	16
Conferences in nearby states		20.9%	34
None		27.0%	44
Other (please specify)		19.0%	31
	<i>answered question</i>		163
	<i>skipped question</i>		56

31. A number of entities in Rhode Island and neighboring states offer workshops related to smart growth, land use planning, and natural resource protection. Please check any organizations whose workshops you have attended in the past.

		Response Percent	Response Count
Your municipality or a local organization		37.3%	62
APA-RI Chapter		18.1%	30
Aquidneck Island Planning Commission		15.1%	25
Audubon Society of Rhode Island		18.7%	31
Blackstone River Valley National Heritage Corridor		12.7%	21
RI Coastal Resources Management Council		20.5%	34
Grow Smart RI Land Use Training Collaborative		34.3%	57
Housing Network of Rhode Island		12.7%	21
Local Initiatives Support Corporation (LISC)		3.6%	6
Narragansett Bay Estuary Program		10.2%	17
Narragansett Bay Research Reserve Coastal Training Program		5.4%	9
RI Natural Resources Conservation Service		7.2%	12
RI Conservation Districts		9.6%	16
Partnership for Community Development		1.2%	2
Preserve Rhode Island		9.0%	15
RI Association of Conservation Commissions		8.4%	14
RI Attorney General		6.6%	11
RI Builders Association		6.0%	10
RI Dept. of Environmental Management		36.1%	60

RI Division of Planning		22.9%	38
RI Historical Preservation & Heritage Comm.		16.9%	28
RI Housing		16.9%	28
RI Land Trust Council		9.6%	16
RI Nonpoint Education for Municipal Officials		5.4%	9
Save The Bay		27.7%	46
URI Cooperative Extension Program		21.1%	35
URI Coastal Resources Center/URI Sea Grant		22.9%	38
US Green Building Council -- RI Chapter		11.4%	19
Washington County Regional Planning Council		12.7%	21
Watershed Councils		18.7%	31
Lorman workshops held in RI		7.2%	12
Training/workshops on the internet		7.8%	13
None		10.2%	17
Other (please specify)		7.8%	13
	<i>answered question</i>		166
	<i>skipped question</i>		53

32. If you have not attended any workshops, please indicate the reason(s) why:

		Response Percent	Response Count
I was not aware of programs available		47.5%	38
Scheduling conflicts		36.3%	29
Topics weren't of interest		28.8%	23
Don't need further information		2.5%	2
Programs too expensive		23.8%	19
Don't have time to attend		23.8%	19
Location too far away		12.5%	10
None		17.5%	14
Other (please specify)		12.5%	10
		answered question	80
		skipped question	139